




Level 100 – How to Login to WebEx



Navigation Guide



IMPORTANT: The notes provide additional information and detail. Look for this symbol in the upper left hand corner to view the notes for each slide (if any). If there isn't a symbol, there are no additional notes. Right Click on the icon and select "Open all Pop Ups" to open all the notes in the presentation. You can make the notes section larger or move it by clicking and dragging your cursor.

Table of Contents

The Table of Contents is interactive.

Click on any blue highlighted link to go directly to that section. Use the Home button (described below) to return to the Table of Contents.



Click the "Home" button to be taken back to the Table of Contents from anywhere in the presentation. You'll find this symbol at the bottom of the page in the center.

*Due to browser incompatibility, notes may not display when using Google Chrome as your browser. In order to view the notes in this presentation, please download the document locally.



Table of Contents

Clicking on a link will take you directly to that section.



<u>Open/Public Committee WebEx Login</u>	
<u>Closed Committee WebEx Login</u>	
<u>Appendix</u>	<u>Contacts</u>

How to Login to WebEx – Open Committees

Step 1: From the MISO website, go to the meeting page that you are wanting to join and click “**WebEx information**” under “Details” or via url: www.misoenergy.webex.com

Reliability Subcommittee (RSC) - December 17, 2019

[Return to Calendar](#)

[SAVE TO LOCAL CALENDAR](#)  [REGISTER](#) 

Date
Tuesday, December 17, 2019 10:00 AM - 11:15 AM Eastern Time
(9:00 AM - 10:15 AM Central Time)

Location	Entity	Event Type	Event Format
Conference Call/WebEx Only - Other (Host)	Reliability Subcommittee (RSC)	Meeting	Call and WebEx

Details

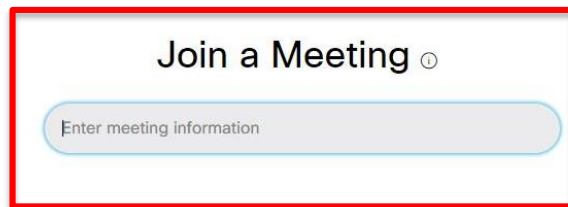
[WebEx Information](#)

Event Number: 966 806 308
Event Password: Sr080105
Participant Dial In: 1-800-917-9796
Participant Code: 344701

Space is available in Carmel for Stakeholders attending other meetings. Please note that this meeting will begin at 10 AM ET.

How to Login to WebEx – Open Committees (Cont.)

Step 2: Once on the WebEx page you will see “**Join a Meeting.**” In the bubble below it reads “**Enter meeting information,**” enter the **Event Number** found under “**Details**” on the meeting page shown in the previous slide and select “**Enter**” on your keyboard.



Join a Meeting ⓘ

Enter meeting information

Details

WebEx Information

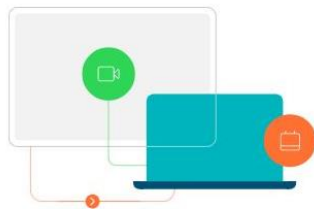
Event Number: 966 806 308

Event Password: Sr080105

Participant Dial In: 1-800-917-9796

Participant Code: 344701

Space is available in Carmel for Stakeh



Cisco Webex Meetings Desktop App

The Webex Meetings desktop app allows you to start and join meetings quickly and easily. You can schedule, start, and join meetings from your desktop or directly from Microsoft Outlook.

Download

How to Login to WebEx – Open Committees (Cont.)

On the WebEx website you will see the Event Information on the left and “**Join Event Now**” on the right. You must enter your **First Name, Last name, Email address**, and the **Event password** found on the meeting page under “Details” and then click “**Join Now**”.

Join Event Now

To join this event, provide the following information.

First name:	<input type="text" value="Madison"/>
Last name:	<input type="text" value="Thompson"/>
Email address:	<input type="text" value="mthompson@misoenergy.org"/>
Event password:	<input type="password" value="....."/>

Remember me on this computer
([Clear my information](#))

Join Now ←

NOTE: After selecting “Join Now” you are given the option to download the WebEx program or run temporary application. Please **select** the “**Run Temporary Application**” option.

How to Login to WebEx – Closed Committees

1. Access the Extranet to join a WebEx for a Closed Committee by logging in to the MISO website.
2. Locate the Participant Information on the Committee webpage under “**Related Documents**”.
3. Once you open the document, follow the same steps on the previous slides.
4. Note: If you are unable to access the desired committee's webpage, email your request to clientrelations@misoenergy.org.

Appendix



Go Home



Contact Information

- Stakeholder Relations
 - StakeholderRelations@misoenergy.org
- MISO Customer Experience/Training
 - Debbie Baldwin – dbaldwin@misoenergy.org

Content Owner: M. Thompson
Last Update: January 2020