


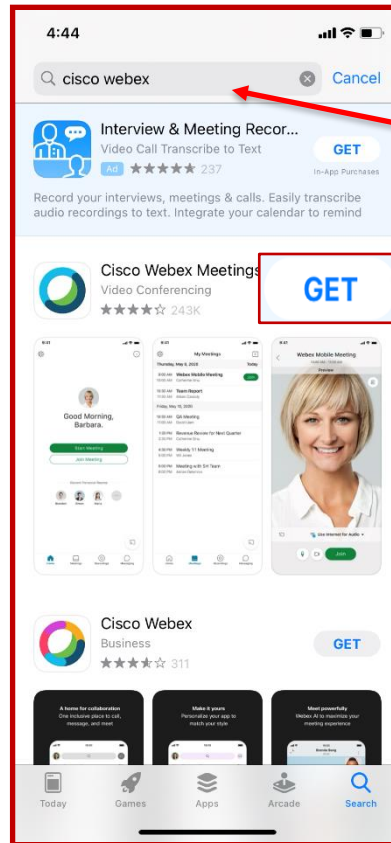


## Level 100 – How to Login to WebEx via Cisco WebEx App


# How to Download the Cisco WebEx App



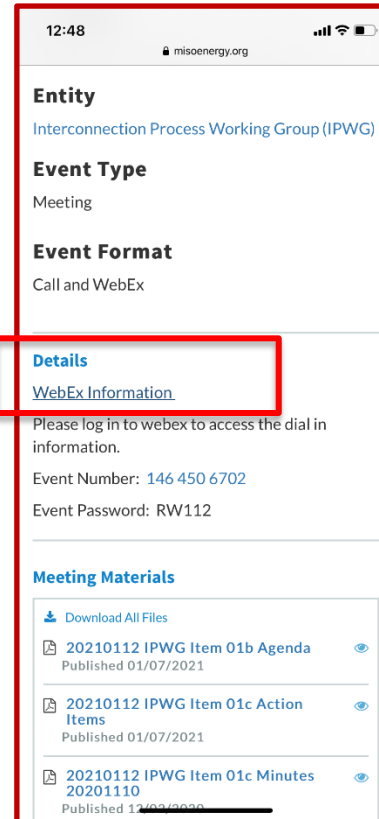
Select App Store



- Enter Cisco WebEx in Search Field
- Select 'GET'
- After download select 'OPEN'
- App Icon will appear on screen



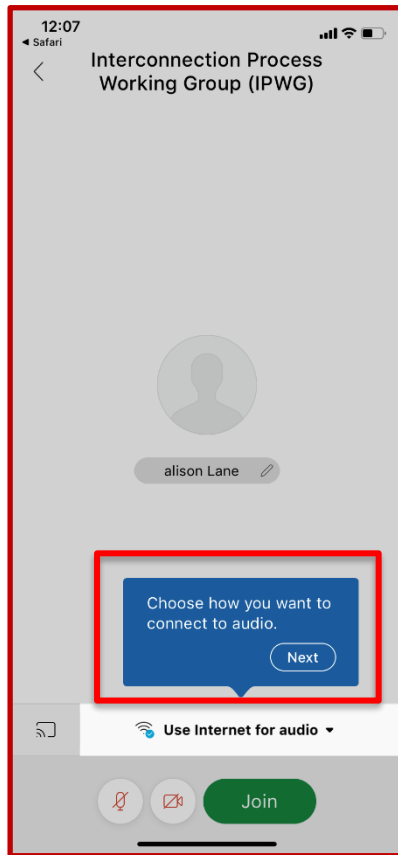
# How to Login to WebEx via Cisco WebEx App



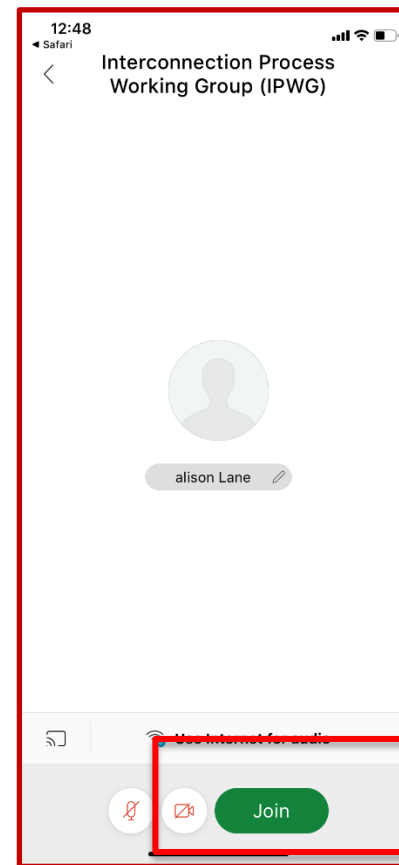
**Step 1:** From the MISO website, select the meeting under Today's Events

**Step 2:** click "WebEx information" under "Details"

# How to Login to WebEx via Cisco WebEx App



**Step 3: Select how you want to connect audio**



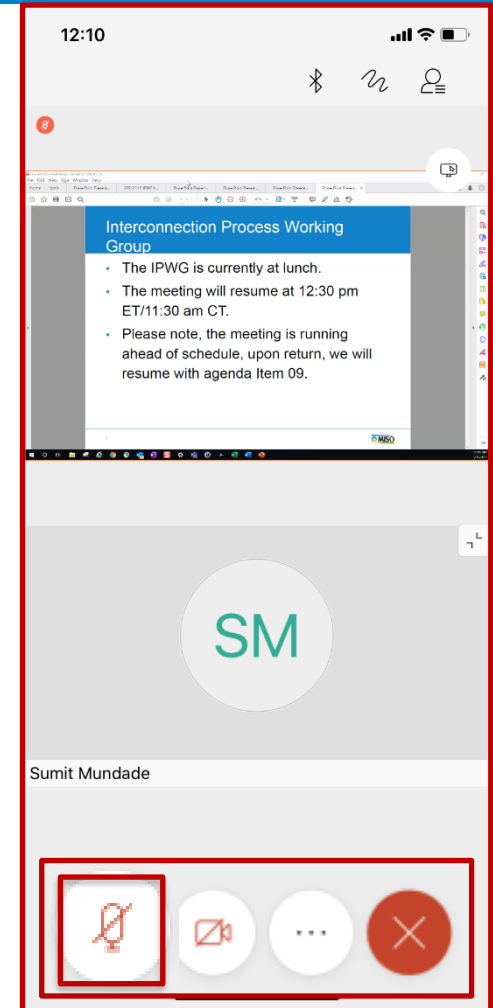
**Step 4: Select Join**

# How to Mute and Unmute Phone Lines

All Lines will be muted at the start of the meeting.

To unmute the audio, select the microphone icon

Please keep your line muted when you are not speaking.



# Appendix



# Contact Information

- Stakeholder Relations
  - [StakeholderRelations@misoenergy.org](mailto:StakeholderRelations@misoenergy.org)
- MISO Customer Experience/Training
  - Debbie Baldwin – [dbaldwin@misoenergy.org](mailto:dbaldwin@misoenergy.org)

Content Owner: M. Thompson  
Last Update: February 2021