




Level 100 - NITS Training Guide: Add/Terminate DNR

Navigation Guide



IMPORTANT: The notes provide additional information and detail.

Look for this symbol in the upper left hand corner to view the notes for each slide (if any). If there isn't a symbol, there are no additional notes. Hover over the symbol, and the notes will appear. Right Click on the icon and select "Open all Pop Ups" to open all the notes in the presentation. You can make the notes section larger or move it by clicking and dragging your cursor.

Table of Contents

The Table of Contents is interactive.

Click on any blue highlighted link to go directly to that section. Use the Home button (described below) to return to the Table of Contents.



Click the "Home" button to be taken back to the Table of Contents from anywhere in the presentation. You'll find this symbol at the bottom of the page in the center.



Table of Contents

Clicking on a link will take you directly to that section.

<u>Add NITS DNR</u>	<u>New DNR</u> <u>Populating DNR Template</u> <u>DNR Tips</u>
<u>NITS Scheduling Rights</u>	<u>Accessing and Populating the SR Template</u> <u>Scheduling Rights Tips</u>
<u>Terminate DNR</u>	
<u>Appendix</u>	<u>Acronyms</u> <u>References and Links</u> <u>Contacts</u>


Before we start...

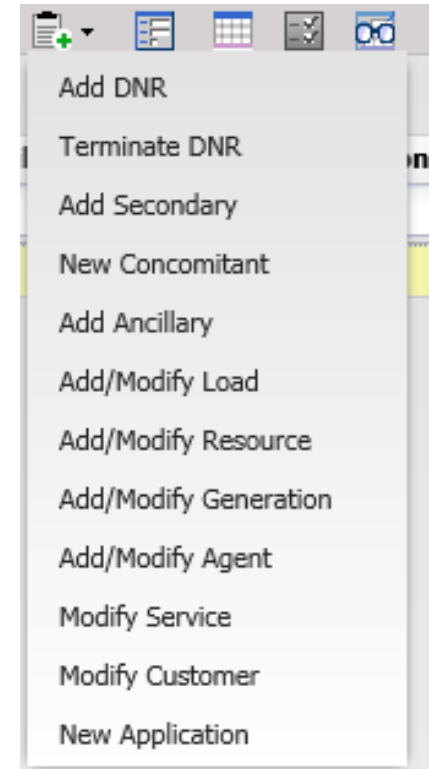
Disclaimer:

The following materials are intended for use as informational materials only and are not intended to convey, support, prescribe or limit any market participant activities. These materials do not act as a governing document over any market rules or business practices manual. Any data used in a scenario is test data in a test environment, and should not be used to support market analysis.

This material is based on current system and process designs, and Business Practices Manuals in effect and are subject to change based on stakeholder input.

New NITS Requests

- In the top right corner of the NITS Application Summary page click the New Request icon. 
- This brings up a list of all possible NITS request types.
- New NITS requests are a modification to the existing application.
- Changes to the application will be applied upon confirmation of the request.
- Select Add DNR to bring up the ADDNITSDNR template.



Add DNR

- Select the Provider, Application Ref, and Resource Name and the template will populate based on your selections.
- Must have an existing CONFIRMED resource.

Select a Provider: Application Ref: Resource Name *:

Populating the DNR Template

Select a Provider: MISO Application Ref: 120:AAQ-Test Service 01 Resource Name: TEST RESOURCE 2

Request Information

Provider: MISO Application Ref: 120 Status: QUEUED Preconfirmed: NO

Status Comments: Customer Comments: Seller Comments:

Much match the resource's Source Area.

Queued submits to provider. Presubmitted adds to your presubmittal workspace.

NITS Resource Designation

Resource Name: TEST RESOURCE 2 DNR Action: DESIGNATION POR: ALTE Source: ALTE:CC:RIVS1

Posting Ref: Sale Ref: Request Ref: Deal Ref:

Attested: YES Attestor Name: Matt S. Attestation Submitter: Matt S.

DNR Attestation: It is attested that (1) the Network Customer owns the resource, has committed to purchase generation pursuant to an executed contract, or has committed to purchase generation where execution of a contract is contingent upon the availability of transmission service under Part 11 of the Tariff, and (2) the Network Resources do not include any resources or any portion thereof, that are committed for sale to non-designated third party load or otherwise cannot be called upon to meet the Network Customer's Network Load on a non-interruptible basis, except for purposes of fulfilling obligations under a reserve sharing program.

CG Status:

NITS Resource Capacity

Resource Name	Start Date	TZ	Stop Date	TZ	Gen Name	Capacity Requested
TEST RESOURCE 2	01/01/2017 00:00	ES	01/01/2018 00:00	ES		100

Required

To add a NITS Scheduling Right, right click in this area to make the option appear

- Show/Hide Items
- NITS Resource Description
 - NITS Resource Forecast
 - NITS Scheduling Rights
 - Auxiliary Transmission

Required only if Resource type is Generation. Much match existing CONFIRMED generation record.

DNR Tips

- The NAESB Standard does not specify an increment for designations.
- Timing requirements can be found in Attachment J of the Tariff and are based on Table 105-A of the WEQ.
 - Determined by duration of request
- **PRESUBMITTED** – A new status that allows a customer to save and modify applications and NITS requests prior to submission.
- **DESIGNATION_EXTENSION** to be used when exercising rollover rights.

Accessing the NITS Scheduling Rights (SRs) Template

If the NITS Scheduling Rights section is not displayed in the ADDNITS DNR template, right click anywhere in the DNR template and check the “NITS Scheduling Rights” box to display the SR template

The image shows two side-by-side screenshots of the 'NITS Resource Capacity' interface. The left screenshot shows a table with one row: 'TEST RESOURCE 2'. Below the table is a 'Show/Hide Items' menu with four options: 'NITS Resource Description', 'NITS Resource Forecast', 'NITS Scheduling Rights', and 'Auxiliary Transmission', all of which are unchecked. A red arrow points from the 'NITS Scheduling Rights' option in this menu to the right screenshot. The right screenshot shows the same table, but now it has two columns: 'Resource Name' and 'Start Date'. The row 'TEST RESOURCE 2' now has a 'Start Date' of '01/01/2017 00:00'. Below the table, the 'NITS Scheduling Rights' section is visible, and the 'Show/Hide Items' menu has 'NITS Scheduling Rights' checked, while the other options remain unchecked.

Resource Name
TEST RESOURCE 2

Show/Hide Items

- NITS Resource Description
- NITS Resource Forecast
- NITS Scheduling Rights
- Auxiliary Transmission

Resource Name	Start Date
TEST RESOURCE 2	01/01/2017 00:00

NITS Scheduling Rights

Show/Hide Items

- NITS Resource Description
- NITS Resource Forecast
- NITS Scheduling Rights
- Auxiliary Transmission

Populating the SR Template

- Resource Name must match DNR
- Start/Stop must be within Start/Stop of the request
- POR/Source must match DNR
- POD/Sink must match a CONFIRMED Load record
- Capacity Requested must be supported by the sum of the DNR and existing DNRs with no assigned SRs

NITS Resource Capacity						
Resource Name	Start Date	TZ	Stop Date	TZ	Gen Name	Capacity Requested
TEST RESOURCE 2	01/01/2017 00:00	ES	01/01/2018 00:00	ES		100

NITS Scheduling Rights										
Resource Name	Start Date	TZ	Stop Date	TZ	Path	POR	POD	Source	Sink	Capacity Requested
TEST RESOURCE 2	01/01/2017 00:00	ES	01/01/2018 00:00	ES	R/MISO/ALTE-CIN//	ALTE	CIN	ALTE.CC.RIVS1	CIN.DTES	100

Scheduling Rights Tips

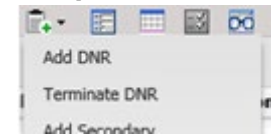
- Network TSRs will be replaced with SRs.
 - DNRs with SRs supplied will be evaluated for AFC
- SRs will be aggregated by Resource/Load combination.
 - Each request will contribute to a net value once confirmed. Requests will increment/decrement the total value similar to credits and debits to a bank account.
- SRs represent the MW available for scheduling
- Must be submitted as part of the DNR template

Scheduling Rights Tips (Cont.)

- Tag validation will check SRs of the application.
- Network Transmission rights will be verified by ownership of SRs.
- If new SRs are required and DNR capacity is already CONFIRMED, populate Capacity Requested = 0 in the DNR section.
- Only required for ERIS qualified service

Termination

- Select the “Terminate DNR” request type.
- Follow the same steps as DNR submission with the following exceptions:
 - DNR Action is either Temporary or Indefinite (to end of term).
 - MW amount must be negative



https://demo.osis.oasis.com/ - TerminateNITS DNR - Internet Explorer

Select a Provider: MISO Application Ref: 120:AAQ-Test Service 01 Resource Name: TEST RESOURCE 2

Request Information

Provider: MISO Application Ref: 120 Status: QUEUED Preconfirmed: NO

Status Comments: Customer Comments:

Provider Comments: Seller Comments:

NITS Resource Designation

Resource Name: TEST RESOURCE 2 DNR Action: TEMPORARY_TERMINATION POR: ALTE Source: ALTE.CC.RIVS1

Posting Ref: Sale Ref: Request Ref: Deal Ref:

Attested: NO Attestor Name: Matt Schingle Attestation Submitter: Matt Schingle

DNR Attestation: It is attested that (1) the Network Customer owns the resource, has committed to purchase generation pursuant to an executed contract, or has committed to purchase generation whose execution of a contract is contingent upon the availability of transmission service under Part III of the Tariff, and (2) the Network Resources do not include any resources or any portion thereof, that are committed for sale to non-designated third party load or otherwise cannot be called upon to meet the Network Customer's Network Load on a non-interruptible basis, except for purposes of fulfilling obligations under a reserve sharing program.

CO Status:

NITS Resource Capacity

Resource Name	Start Date	TZ	Stop Date	TZ	Gen Name	Capacity Requested
TEST RESOURCE 2	01/01/2017 00:00	ES	01/01/2018 00:00	ES		-100



Termination (Cont.)

- MISO will never deny a valid termination.
- Changes will show up on the DNR List once the termination is CONFIRMED.

NITS DNR List Summary

Provider: 18047914 Application Ref: 120 Resource: TEST RESOURCE 2 Time - Active Date Range: 05/25/2016 - 05/25/2025

Provider	Customer	Affiliate	App	Resource Name	Capacity Designated	Start Time	Stop Time
MISO	AAQ	NO	120	TEST RESOURCE 2	100	2017-01-01 00:00:00 ES	2018-01-01 00:00:00 ES

A red callout box labeled "Value updated" points to the Capacity Designated field (100) in the table row. The entire table row is highlighted with a red border.

Appendix



Go Home



Acronyms

DNR	Designated Network Resource
ERIS	Energy Resource Interconnection Service
MW	Megawatt
NITS	Network Integrated Transmission Service
SR	Scheduling Rights
TSR	Transmission Service Request

Reference Materials & Links

- MISO Tariff
 - Path: www.misoenergy.org>Legal>Tariff
 - Link : <http://www.misoenergy.org/legal/tariff/>
- Transmission Owners Agreement
 - Path: www.misoenergy.org > Legal > Tariff > Rate Schedules > Rate Schedule 01 – Transmission Owners Agreement
 - Link: <http://cdn.misoenergy.org/Rate%20Schedule%2001%20-%20Transmission%20Owners%20Agreement47071.pdf>
 - *Note: The link above takes a long time to load. For quicker access, use the path above the link.*

Contact Information

- Transmission Services
 - TariffAdministration@misoenergy.org
- MISO Client Relations
 - 866-296-6476
 - ClientRelations@misoenergy.org
- MISO Customer Experience/Training
 - Debbie Baldwin – dbaldwin@misoenergy.org

Content Owner: G. Alexander
Last Update: February 2019