




Level 100 – NITS Training Guide: DNR List NITS Application Detail

Navigation Guide



IMPORTANT: The notes provide additional information and detail. Look for this symbol in the upper left hand corner to view the notes for each slide (if any). If there isn't a symbol, there are no additional notes. Hover over the symbol, and the notes will appear. Right Click on the icon and select "Open all Pop Ups" to open all the notes in the presentation. You can make the notes section larger or move it by clicking and dragging your cursor.

Table of Contents

The Table of Contents is interactive.

Click on any blue highlighted link to go directly to that section. Use the Home button (described below) to return to the Table of Contents.



Click the "Home" button to be taken back to the Table of Contents from anywhere in the presentation. You'll find this symbol at the bottom of the page in the center.



Table of Contents

Clicking on a link will take you directly to that section.

View DNR	
DNR List – Server Filter Options	
DNR Display	
Appendix	Acronyms References and Links Get Help

Before we start...

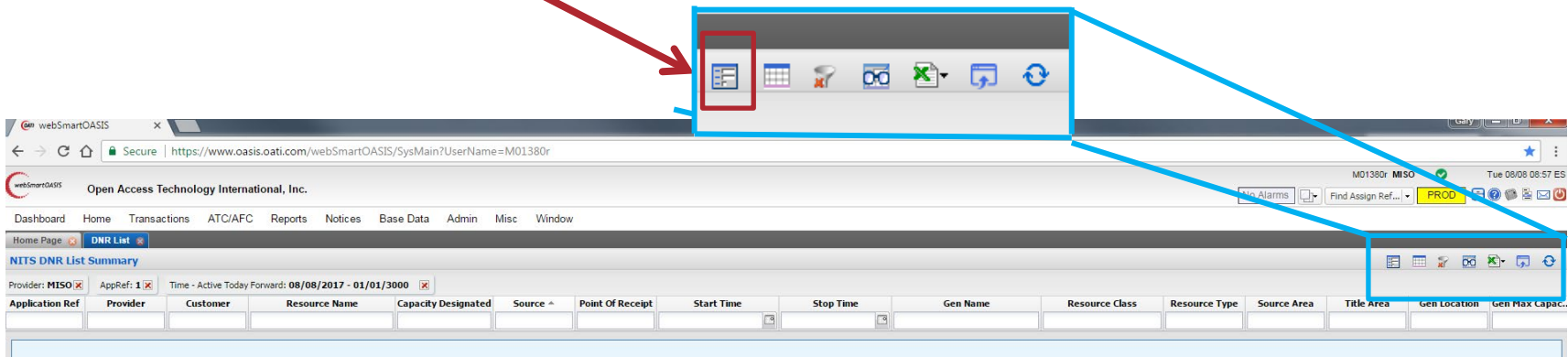
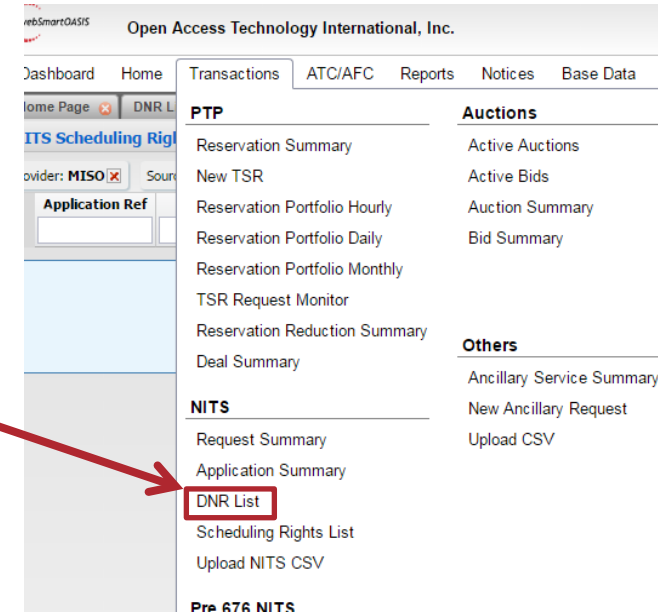
Disclaimer:

The following materials are intended for use as informational materials only and are not intended to convey, support, prescribe or limit any market participant activities. These materials do not act as a governing document over any market rules or business practices manual. Any data used in a scenario is test data in a test environment, and should not be used to support market analysis.

This material is based on current system and process designs, and Business Practices Manuals in effect and are subject to change based on stakeholder input.

View DNR

- To view total designated capacity select “DNR List” from the Transactions tab->NITS menu.
- Select Server Filter Options to query.



DNR List - Server Filter Options

- Specify either your Appl Ref Number or Customer Code
- It is recommended you use Time settings of Active and Today Forward
- Once Applied, options will remain for future query.

Filtering Options

Provider: MISO Appl Ref: Customer: ALL

Resource: POR: ALL Source: ALL

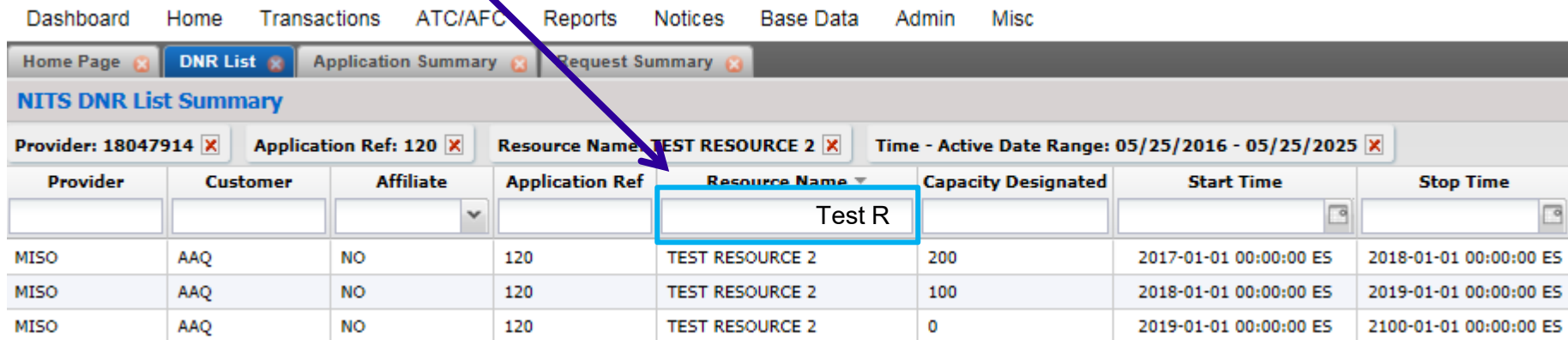
Gen Name: Affiliate: ALL

Time: Active Today Forward 08/08/2017 01/01/3000 Reset Client Filters:

Apply Reset

DNR Display

- Displays total net value for each resource.
 - Sum of all Designations and Terminations
 - Using in column filtering can further filter your request. (Setting under OASIS->Misc->Display Preferences)



Dashboard Home Transactions ATC/AFC Reports Notices Base Data Admin Misc

Home Page **DNR List** Application Summary Request Summary

NITS DNR List Summary

Provider: 18047914 Application Ref: 120 Resource Name: TEST RESOURCE 2 Time - Active Date Range: 05/25/2016 - 05/25/2025

Provider	Customer	Affiliate	Application Ref	Resource Name	Capacity Designated	Start Time	Stop Time
				Test R			
MISO	AAQ	NO	120	TEST RESOURCE 2	200	2017-01-01 00:00:00 ES	2018-01-01 00:00:00 ES
MISO	AAQ	NO	120	TEST RESOURCE 2	100	2018-01-01 00:00:00 ES	2019-01-01 00:00:00 ES
MISO	AAQ	NO	120	TEST RESOURCE 2	0	2019-01-01 00:00:00 ES	2100-01-01 00:00:00 ES

Appendix



Go Home



Acronyms

DNR	Designated Network Resource
NITS	Network Integrated Transmission Service

Reference Materials & Links

- MISO Tariff
 - Path: www.misoenergy.org>Legal>Tariff
 - Link : <http://www.misoenergy.org/legal/tariff/>
- Transmission Owners Agreement
 - Path: www.misoenergy.org > Legal > Tariff > Rate Schedules > Rate Schedule 01 – Transmission Owners Agreement
 - Link: <http://cdn.misoenergy.org/Rate%20Schedule%2001%20-%20Transmission%20Owners%20Agreement47071.pdf>
 - *Note: The link above takes a long time to load. For quicker access, use the path above the link.*

Get Help

- [Knowledge Base](#): Find answers to common questions.
- [MISO Help Center](#): To submit a question or request service.
 - Client Services & Readiness
 - help@misoenergy.org
 - 866-296-6476, Option 3
 - Transmission Services
 - Generation&Interchange-DayStaff@misoenergy.org
- [External Training](#): For questions regarding course functionality or training.

Content Owner: J. Marhoefer
Last Update: March 2021