




Level 100 – NITS Training Guide:  
Scheduling Rights List  
NITS Application Detail

# Navigation Guide



**IMPORTANT: The notes provide additional information and detail.** Look for this symbol in the upper left hand corner to view the notes for each slide (if any). If there isn't a symbol, there are no additional notes. Hover over the symbol, and the notes will appear. Right Click on the icon and select "Open all Pop Ups" to open all the notes in the presentation. You can make the notes section larger or move it by clicking and dragging your cursor.

## Table of Contents

**The Table of Contents is interactive.**

Click on any blue highlighted link to go directly to that section. Use the Home button (described below) to return to the Table of Contents.



**Click the "Home" button to be taken back to the Table of Contents from anywhere in the presentation.** You'll find this symbol at the bottom of the page in the center.



# Table of Contents

Clicking on a link will take you directly to that section.

<a href="#"><u>Scheduling Rights List</u></a>	
<a href="#"><u>Appendix</u></a>	<a href="#"><u>Acronyms</u></a> <a href="#"><u>References and Links</u></a> <a href="#"><u>Get Help</u></a>

# Before we start...

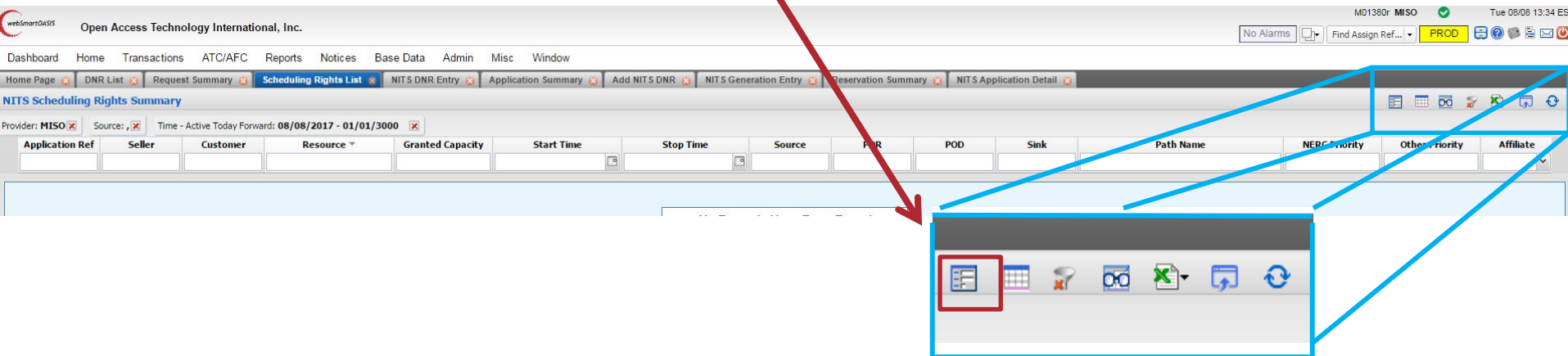
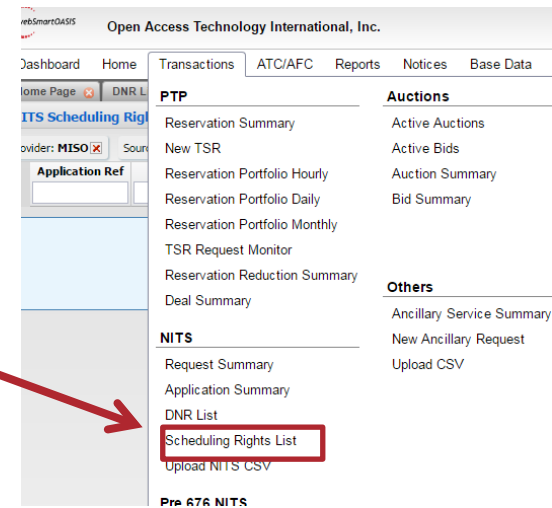
## Disclaimer:

The following materials are intended for use as informational materials only and are not intended to convey, support, prescribe or limit any market participant activities. These materials do not act as a governing document over any market rules or business practices manual. Any data used in a scenario is test data in a test environment, and should not be used to support market analysis.

This material is based on current system and process designs, and Business Practices Manuals in effect and are subject to change based on stakeholder input.

# View Scheduling Rights

- To view a summary of Scheduling Rights select “Scheduling Rights List” from the Transactions Tab->NITS menu.
- Select Server Filter Options to query.



# Scheduling Rights – Server Filter Options

- Specify your Customer Code
- It is recommended you use Time settings of Active and Today Forward
- Once Applied, options will remain for future query.

## Filtering Options

Provider: MISO

Customer: ALL

Path:

POR: ALL

POD: ALL

Source: ,

Affiliate: ALL

Appl Ref:

Sink:

Resource:

Time: Active Today Forward 08/08/2017 01/01/3000

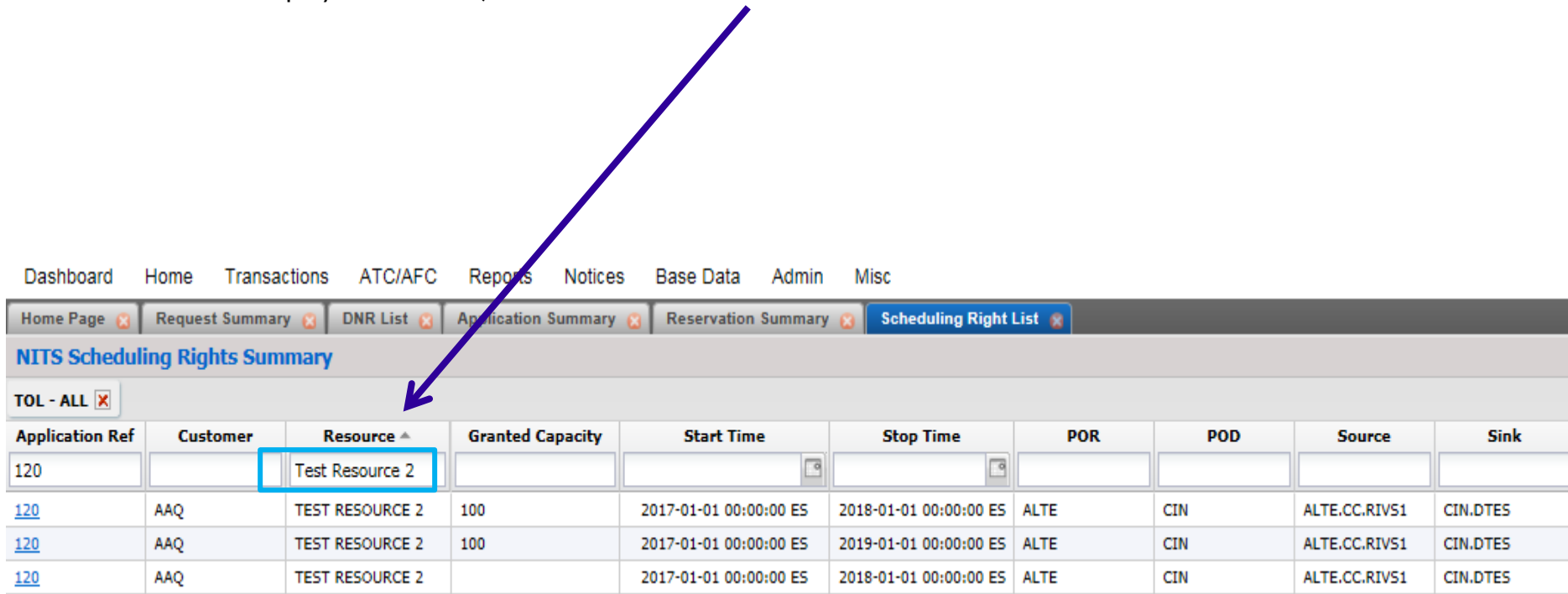
Reset Client Filters:

Apply

Reset

# Scheduling Rights Display

- Displays all SRs for each resource.
  - Does not display net value
  - Using in column filtering can further filter your request. (Update setting in MISC->Display Preferences)



Dashboard Home Transactions ATC/AFC Reports Notices Base Data Admin Misc

Home Page Request Summary DNR List Application Summary Reservation Summary Scheduling Right List

### NITS Scheduling Rights Summary

TOL - ALL

Application Ref	Customer	Resource	Granted Capacity	Start Time	Stop Time	POR	POD	Source	Sink
120		Test Resource 2							
<a href="#">120</a>	AAQ	TEST RESOURCE 2	100	2017-01-01 00:00:00 ES	2018-01-01 00:00:00 ES	ALTE	CIN	ALTE.CC.RIVS1	CIN.DTES
<a href="#">120</a>	AAQ	TEST RESOURCE 2	100	2017-01-01 00:00:00 ES	2019-01-01 00:00:00 ES	ALTE	CIN	ALTE.CC.RIVS1	CIN.DTES
<a href="#">120</a>	AAQ	TEST RESOURCE 2		2017-01-01 00:00:00 ES	2018-01-01 00:00:00 ES	ALTE	CIN	ALTE.CC.RIVS1	CIN.DTES

# Appendix



Go Home





# Acronyms

DNR	Designated Network Resource
ERIS	Energy Resource Interconnection Service
MW	Megawatt
NITS	Network Integrated Transmission Service
OASIS	Open Access Same Time Information System
SR	Scheduling Rights
TSR	Transmission Service Request

# Reference Materials & Links

- MISO Tariff
  - Path: [www.misoenergy.org](http://www.misoenergy.org)>Legal>Tariff
  - Link : <http://www.misoenergy.org/legal/tariff/>
- Transmission Owners Agreement
  - Path: [www.misoenergy.org](http://www.misoenergy.org) > Legal > Tariff > Rate Schedules > Rate Schedule 01 – Transmission Owners Agreement
  - Link: <http://cdn.misoenergy.org/Rate%20Schedule%2001%20-%20Transmission%20Owners%20Agreement47071.pdf>
  - *Note: The link above takes a long time to load. For quicker access, use the path above the link.*

# Get Help

- [Knowledge Base](#): Find answers to common questions.
- [MISO Help Center](#): To submit a question or request service.
  - Client Services & Readiness
    - [help@misoenergy.org](mailto:help@misoenergy.org)
    - 866-296-6476, Option 3
  - Transmission Services
    - [Generation&Interchange-DayStaff@misoenergy.org](mailto:Generation&Interchange-DayStaff@misoenergy.org)
- [External Training](#): For questions regarding course functionality or training.

Content Owner: J. Marhoefer  
Last Update: March 2021