



MISO Mailing Lists

How to Subscribe

Key Takeaways



Key Takeaways:


This document will assist you in signing up for MISO mailing lists.

Questions?: Contact

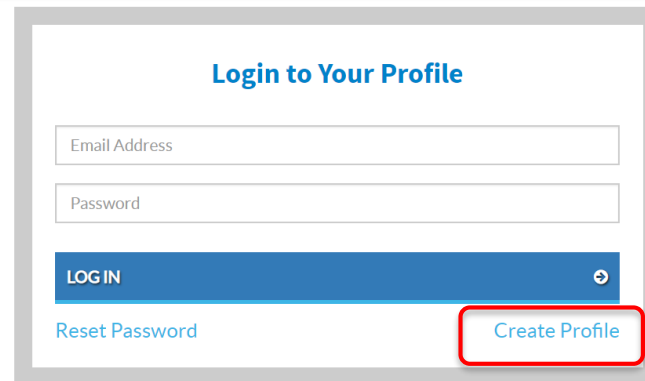
StakeholderRelations@misoenergy.org

Login To Your Profile

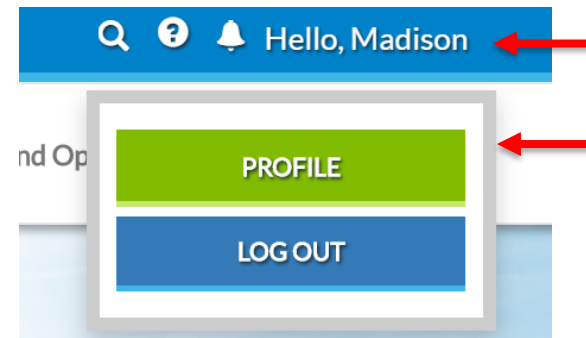
Once on the MISO website, in the top right corner select “log in”



Enter your account email address and password, or click “Create New Profile” to set up a new account.



Once logged in, click on your name in the top right corner and select “Profile”



My Profile/Subscriptions

- On this page, you will be able to view your account settings, current subscriptions, and subscribe to new mailing lists.

To Subscribe to a new mailing list scroll down to the “Mailing Lists” section, click the “All Available Mailing Lists” tab.

Mailing Lists

MY MAILING LISTS

ALL AVAILABLE MAILING LISTS 

You will see the several mailing lists. Select the box next to the list(s) you wish to subscribe to, scroll down, and click “Update Subscriptions.”

Stakeholder Mailing Lists

Subscribers will receive meeting dates, material posting notifications, and information specific to the committee.

Advisory Committee (AC)

Planning Subcommittee (PSC)

Interconnection Process Working Group (IPWG)

RECB Working Group (RECBWG)

Loss of Load Expectation Working Group (LOLEWG)

Reliability Subcommittee (RSC)

MISO Applications Users Group (MAUG)

Steering Committee (SC)

Market Subcommittee (MSC)

Seams Management Working Group (SMWG)

UPDATE SUBSCRIPTIONS 

To unsubscribe from a mailing list, uncheck the box next to the list you wish to unsubscribe from and click “Update Subscriptions”

Note: to better serve our Stakeholders, MISO has created ‘Superlists’ which allows a single email to go to an entire business group. If you are subscribed to any Market, Planning or Reliability focused email list you will automatically be subscribed to the corresponding Superlist